



FORCE MOTORS



BUSINESS PERFORMANCE

Q3 FY 23-24





	<u>FY'23</u>	<u>FY'24</u>	<u>Growth</u>
Q-o-Q (Dec. 22 vs Dec. 23)	1,309	1,696	30 % 
Y-o-Y (9 Mth.) (FY 23 vs FY 24)	3,562	5,005	40 % 

REVENUE ₹ (Cr.)

	<u>FY'23</u>	<u>FY'24</u>	<u>Growth</u>
Q-o-Q (Dec. 22 vs Dec. 23)	70	228	225 % 
Y-o-Y (9 Mth.) (FY 23 vs FY 24)	233	654	181 % 

EBITDA ₹ (Cr.)

	<u>FY'23</u>	<u>FY'24</u>	<u>Growth</u>
Q-o-Q (Dec. 22 vs Dec. 23)	(7)	146	2169 % 
Y-o-Y (9 Mth.) (FY 23 vs FY 24)	4	408	9261 % 

PBT ₹ (Cr.)